

Comment & Label

What is it?

Commenting and **labeling** expands child vocabulary by using specific, descriptive language to describe the child's interests or actions.

Commenting includes describing or narrating the actions in which a child is involved.

Labeling includes naming the child's toys, materials, or activities.



Why is it important?

Commenting and **labeling** gives children opportunities to learn the correct labels for their actions and for objects, an important early step to school readiness.

When children hear comments or labels about things they are interested in or playing with, they are more likely to remember the names of those items or activities.


As children explore their world, they need words to talk about what they see, touch, taste, smell, and hear. Commenting and labeling provides children with words to describe their experiences and feelings.

Getting Started

*Have you ever noticed babies understand words long before they begin talking? What are some of the first words you noticed your child understanding? Babies learn words like mama or dada first, because the word is important to them, and they hear it often. Today, we're going to talk about a strategy that uses a child's ability to attend to things they are interested in to **build their vocabulary**:
Commenting and Labeling.*



Ways to Comment & Label





Name the child's toys or materials as they are playing with them.

You're playing with the stacking rings!

Describe the child's actions as they are doing them or as you are helping the child to do them. Be the "narrator" for children's actions.

Action!



Label colors, shapes, sizes, or other descriptors - in/out, big/small, up/down, open/closed, fast/slow, warm/cold, on top/under, loud/quiet.

Comment & Label

Describe, name, or talk about a child's actions, activities, toys, or materials.



Talk about what you are doing or what children are doing during daily routines, such as diapering, meals, or clean-up.





Commenting & Labeling with Children Who Use Gestures & Sounds

Ideas for Describing, Naming, and Talking During Activities



Play

- When a child is playing ball, say, *"You're playing ball"* or *"You rolled the ball far."*
- During play time, notice what children are doing and say one thing about it. *"You are crawling!" "Up!" "You're cooking." "Rocking the baby."*
- When an infant is playing with an object while they are in a bouncy seat, comment about what they are playing with. *"You have the bunny."*
- When an infant is positioned near a window, comment on what they might see outside the window. *"I see a bird!"*



Daily Routines

- While changing diapers, name the child's body parts as you point or touch them. *"Toes," "Knees,"* or *"Your tummy."*
- While diapering or changing clothes, describe what you are doing. *"I'm taking your diaper off." "Here's a clean diaper." "Let's clean up, then we can go play."*
- During bottle feeding, snack, or mealtime, name the foods. *"Yummy apples." "Spoon." "You are so hungry. Time for a bottle." "Push the switch to say 'more.'"*
- Talk about the pictures on children's clothing. *"You have Spiderman on your shoes!" "Katie has red flowers on her shirt."*



Books

- A child may not listen to an entire story, but might be more interested in talking about the pictures. Describe what people in the story are doing or how they look. *"The boys and girls are playing ball." "That's so silly. The dog is wearing a hat!"*
- While looking at books together, comment on the story or comment about the pictures. *"The bird is singing. He must be happy."*
- Name what the child is looking at or pointing to in the book. You can help the child point if they aren't pointing yet.
- Make up stories to go with picture books. When looking at a book with pictures of people, talk about who the people are, what they are doing, or how they feel.

Comment & Label

Describe, name, or talk about a child's actions, activities, toys, or materials.





Commenting & Labeling with Children Who Use Words

Ideas for Describing, Naming, and Talking During Activities



Play

- While playing with sand, notice how children are playing and using the sand tools, and describe the activities that you see. *"You're pouring the sand in the bowl." "The sand feels cool on my fingers."*
- During play, comment on children's activities and describe what you are doing together. *"You're filling up the bucket!" "We're making music on the drum!"*
- During finger painting, label colors and describe what you see. *"Alex is using a lot of green." "That's a big tree." "You're mixing all the colors together."*
- While outside, describe children's actions. *"You're climbing so high." "You run so fast!"*



Daily Routines

- During transitions, such as going from lunch to nap, describe what children are doing. *"Tyler is all ready for nap." "Maria put all her toys away."*
- Before and during meals, name the foods children will be eating, comment on children's interests, and describe food as they eat. *"We're having noodles and apples." "Sierra finished her apples." "Rabbits like to eat carrots, too."*
- During clean up, comment on what children are doing. *"Thank you for putting all the animals in the box." "Devin, you picked up all the puzzle pieces."*
- While dressing or diapering, name body parts. Point to a child's knees and say, *"Here are your knees."* If a child points to a body part, label it. *"You found your toes."*



Books

- When looking at books, describe what is going on in the story. Describe the actions of the characters or what the pictures show.
- Label the colors, shapes, and sizes you find in books. Look for opportunities to compare objects. *"That's a yellow sun." "That house is big and the mouse is so small."*
- As you look at books together, label the characters' actions or feelings or name objects you see in pictures. *"The cat is sleeping on a bed." "She looks happy!" "There's the dump truck."*

Comment & Label

Describe, name, or talk about a child's actions, activities, toys, or materials.

